

## ssDNA Quantification Kit (Half-Volume 100 $\mu$ L Assay)

(For use with the Qubit Fluorometer)

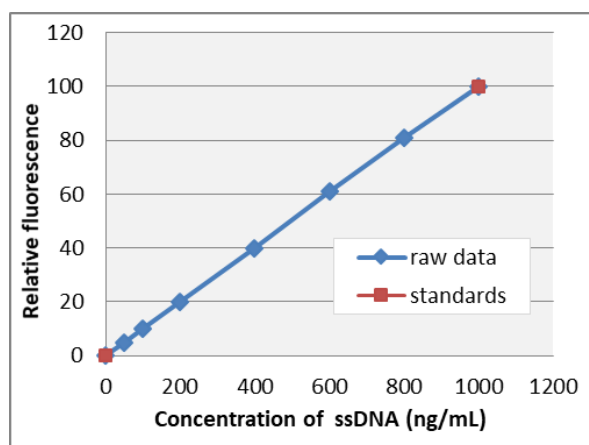
Catalog No. 40213S: 200 assays

Catalog No. 40213L: 1000 assays

Storage: at 4°C and room temperature upon receiving

### Description

The **ssDNA Quantification Kit (Half-Volume 100  $\mu$ L Assay)** is developed for single stranded DNA quantification. The kit includes ssDNA Dye, ssDNA Dilution Buffer, and two ssDNA Standards. Simply dilute the ssDNA Dye with the ssDNA Dilution Buffer, add DNA sample (volume from 1 to 20  $\mu$ L), then read the concentration using the Qubit Fluorometer. The assay is accurate for DNA concentrations from 50 pg/ $\mu$ L to 200 ng/ $\mu$ L based on the line corresponding of the data to standards.



### Feature

- Reduced assay volume to 100  $\mu$ L
- Cut the costs to 50% as compared to standard 200- $\mu$ L assays
- High-throughput compatible: The 96-well plate racks and multichannel pipettes can be used.
- Shorten assay preparation time by 8-12 folds.

Common contaminants such as salts, solvents, or detergents are well tolerated in the assay (Table 1).

**Table 1. Effect of contaminants in the ssDNA Assay**

Contaminant	Concentration in sample	% of signal change
Sodium chloride	100 mM	1.5%
Calcium chloride	1 mM	3.3%
Magnesium chloride	5 mM	1.2%
Phenol	0.2%	1.0%
Chloroform	2%	0.3%
Ethanol	10%	1.5%
SDS	0.01%	1.6%
Triton X-100	0.1%	-1.4%
Polyethylene glycerol	1%	2.3%
ATP	0.1 mM	0.7%

## Component

	Cat.# 40213S	Cat.# 40213L
• ssDNA Dilution Buffer	50 mL	250 mL
• ssDNA Dye	0.25 mL	1.25 mL
• ssDNA Standard 1 (0 ng/μL)	1 mL	5 mL
• ssDNA Standard 2 (20 ng/μL)	1 mL	5 mL

## Storage Condition

- ssDNA Dye (protect from light): store at room temperature or 4°C, stable for 6 months.
- ssDNA Standards: store at 4°C, stable for 6 months.
- ssDNA Dilution Buffer: store at room temperature, stable for 6 months.

## Reagent & Equipment Needed (not provided in this kit)

- Plastic container (disposable) for diluting the ssDNA Dye with the ssDNA Dilution Buffer
- 96-well PCR tube racks and lids
- Assay Tube Adaptor (Half-Volume 100 μL Assay): BioDynamics Cat. # 40357
- Assay Tubes (Half-Volume 100 μL Assay): BioDynamics Cat. # 40333S

## Assay Parameters

**Assay temperature:** The assays are designed to be performed at room temperature (22-28°C). Store the Dilution Buffer at room temperature.


**Incubation time:** To get optimal fluorescence, incubate the assay tubes for 2 minutes after mixing the sample or standard with the working solution. The fluorescence signal is stable for 1 hour at room temperature after the incubation period.

**Reagent photobleaching:** The reagent has high photostability with <0.3% fluorescence drop after 5 readings. However, if the assay tube remains in the fluorometer for multiple readings, the fluorescence will decrease as the temperature of solution will increase. If multiple readings of a single tube are needed, remove the tube from the fluorometer and wait for 30 seconds before taking next reading.

## Protocol

### Note:

- Assay Tube Adaptor (BioDynami Cat. # 40357) and Assay Tubes (for Half-Volume 100  $\mu$ L Assay, BioDynami Cat. # 40333S) required. Sold separately.
  - **1X working solution** can be stored at 4°C and protected from light, stable for up to 1 month.
- 1) Label the tube lids for two standards and samples. Do not label the side of the tubes as this could interfere with the sample read.
  - 2) Prepare the **1X working solution** by diluting the ssDNA Dye 1:200 in ssDNA Dilution Buffer in a clean plastic tube (do not use glass container). Each standard requires 95  $\mu$ L and each sample tube requires 90-99  $\mu$ L of working solution.
  - 3) Place the assay tubes on 96-well PCR tube racks.
  - 4) Standard and sample preparation:
    - Standard tube preparation: Add 95  $\mu$ L of working solution to the tubes for standards. Vortex BR Standards for 2–3 seconds, add 5  $\mu$ L of each standard to the appropriate tube, and close the tube caps.
    - Sample tube preparation: Sample volume can be 0.5-10  $\mu$ L. Please note that smaller sample volume (<1  $\mu$ L) may generate more variations. Add the working solution to the assay tubes so that the final volume in each tube after adding the sample is 100  $\mu$ L. Add the sample to the assay tube and close the tube caps. The final volume in each tube should be 100  $\mu$ L.
  - 5) Cover the 96-well PCR tube racks with the rack lid, mix by vortexing the racks for 10 seconds. Please make sure no air bubbles in the solution after vortexing.
  - 6) Incubate tubes at room temperature for 2 minutes.
  - 7) Place the Assay Tube Adaptor in the sample chamber of the fluorometer as shown below:



- 8) Read standards: follow the procedure for Qubit Fluorometer.
  - 9) Read samples: follow the procedure for Qubit Fluorometer.
- Attention: Selection of sample volume:** The samples are diluted in 1X working solution, and selection of sample volume is needed. The fluorometer ssDNA setting is for 200  $\mu$ L of reagent, not for 100  $\mu$ L of reagent. The sample volume diluted in 100  $\mu$ L is equivalent to the double sample volume diluted in 200  $\mu$ L. For example, 1  $\mu$ L of sample diluted in 100  $\mu$ L is equivalent to 2  $\mu$ L of sample diluted in 200  $\mu$ L.

**Selection of sample volume:** choose **2X of the actual sample volume**.

For example: if your actual sample volume is 1  $\mu$ L, choose 2  $\mu$ L as sample volume; if your actual sample volume is 5  $\mu$ L, choose 10  $\mu$ L as sample volume.

### Quality Control

Kit components passed stringent functional quality test.

### Product Use Limitation

This product is developed and sold for research purposes and *in vitro* use only. Please refer to BioDynami.com for Material Safety Data Sheet of the product.




### Limited Label License

The product is developed and sold exclusively for research purposes and *in vitro* use only. The product or its any individual component has not been tested for use in diagnostics or drug development, and is not suitable for administration to human or animal.

The purchaser of this product is granted a limited, non-transferable right to use the purchased amount of the product only for internal, research purposes for the sole benefit of the purchaser. The buyer cannot sell or otherwise transfer (i) this product (ii) its components or (iii) materials made using this product or its components to a third party or otherwise use this product or its components or materials made using this product or its components for commercial purposes. This product is for internal research purposes only and is not for use in commercial purposes of any kind. "Commercial purposes" includes any activity for which a party receives consideration and may include, but is not limited to, (1) use of the product or its components or derivatives in manufacturing, (2) transfer or sale of vectors made with the product or components or derivatives of the product, (3) use of this product or components or derivatives of the product made therefrom to provide a service, information, or data to a third party in return for a fee or other consideration, or (4) resale of the product or its components or derivatives, whether or not such product or its components or derivatives are resold for use in research. If the purchaser is not willing to accept the limitations of this limited use statement, BioDynami is willing to accept return of the products with a full refund. For information on obtaining additional rights, please contact [support@biodynami.com](mailto:support@biodynami.com).

Note: Qubit is a registered trademark of Thermo Fisher Scientific.

### BioDynami

 601 Genome Way, Huntsville, Alabama 35806, USA  
 <https://biodynami.com>  
 [support@biodynami.com](mailto:support@biodynami.com)



V1.1 Dec. 2025