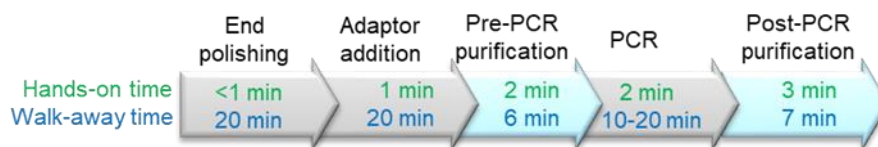


NGS DNA Library Prep Kit (MGI Platform)

Catalog No.	34021S	34021L
Index type	index	index
Reactions	24 reactions	96 reactions

Description

The **NGS DNA Library Prep Kit (MGI platform)** was developed for construction of high-quality libraries for next generation sequencing (MGI platform). The kit needs double strand DNA fragments (blunt and/or sticky) as input DNA for NGS library construction, and is compatible with DNA fragments generated from both enzymatic methods and mechanical methods.



Features

- Fast
 - Total time: 1.5 hrs
 - Hands-on time: 10 min
- Easy procedure
 - Ready-to-use master mix
 - Less reaction components
- Less magnetic beads required: Reduced more than 50%
- Guaranteed quality: Higher library conversion efficiency
- Input DNA amount: From 100 ng to 1 ug

Component

Catalog No.	34021S	34021L
DL1 Buffer	96 ul	384 ul
DL1 Enzyme	96 ul	384 ul
DL2M Buffer	672 ul	2688 ul
DL2 Enzyme	48 ul	192 ul
Sodium Chloride (2 M) *	960 ul	3840 ul
Index Primers	5 ul X24	5 ul X96
PCR mix	600 ul	2400 ul

Storage Condition

- Store kit at -20°C, stable up to 12 months.

*Sometimes the tube of Sodium Chloride (2 M) may crack during dry ice shipping. Customers need to prepare Sodium Chloride (2 M) in this case.

Reagent & Equipment Needed (not provided in this kit)

- Magnetic particle concentrator
- PCR thermal cycler
- 96-well PCR plate
- 80% ethanol (prepare before use)
- Sodium Chloride Solution (2 M) *
- Magnetic Beads (BioDynami Cat.# 40051) or equivalent

Library and Index Information

Index (Cat.# 34021S and 34021L)

Index ID	Index Sequence	Index ID	Index Sequence	Index ID	Index Sequence
Index #1	GCTTGTTTCAG	Index #9	CCGATGACGT	Index #17	GACGCGGTAT
Index #2	AACAAGCACT	Index #10	TTATCTCGAG	Index #18	ACGAGACGTC
Index #3	TTGCCAGTGA	Index #11	AGCCGATACC	Index #19	CTACTCAAGA
Index #4	CGAGTCAGTC	Index #12	GATGACGTTA	Index #20	TGTTATTCCG
Index #5	GATAGTAACG	Index #13	TCGCGATGTC	Index #21	CCGTCCTGA
Index #6	TGAGTGGCTA	Index #14	AGTGACACCA	Index #22	TGACGCAACT
Index #7	CCGTCATTAC	Index #15	GACATTCAAG	Index #23	GTTGTTGCTC
Index #8	ATCCACCGGT	Index #16	CTATCGGTGT	Index #24	AACAAGTGAG

For Cat.# 34021S, primers will be shipped in 8-stripe PCR tubes with index labels at both ends as shown below. For Cat.# 34021L, primers will be shipped in 96-well plates. Below is the index layout.



Cat.# 34021S



Protocol

Step 1: End polishing

- 1) Add the following to one well of a 96-well PCR plate:

Sheared DNA	42 ul (100 ng~1 ug)
DL1 Buffer	4 ul
<u>DL1 Enzyme</u>	<u>4 ul</u>
Total	50 ul
- 2) Mix by pipetting ten times.
- 3) Incubate at 20°C for 15 min, 70°C for 5 min. Proceed immediately to step 2.

Step 2: Adaptor addition

- 1) Add the following to Step 1 reaction mixture. Slow pipetting of the viscous DL2M Buffer is needed for precise aliquot.

DL2M Buffer	28 ul
<u>DL2 Enzyme</u>	<u>2 ul</u>
Total	30 ul
- 2) Mix by pipetting ten times.
- 3) Incubate at 20°C for 20 min.
- 4) Add **Sodium Chloride (2 M)** 40 ul to the reaction mixture. Proceed immediately to step 3.

Step 3: Pre-PCR purification

- 1) Resuspend **Magnetic Beads** and transfer 40 ul to the above reaction mixture, mix by pipetting and incubate for 3 min.
- 2) Load the plate on a magnet, incubate for 2 min, and discard the supernatant carefully. Remove all residual supernatant without disturbing the beads.
- 3) Add 180 ul of 80% ethanol, incubate for 30 sec, and discard the supernatant carefully. Remove all residual ethanol without disturbing the beads.
- 4) Remove the plate from the magnet, resuspend the beads in 22 ul of water.
- 5) Load the plate on the magnet, incubate for 1 min, and transfer 20 ul supernatant (containing library) to a new tube without disturbing the beads.

Step 4: PCR

- 1) Mix the following in a PCR plate:

Library	20 ul
Primers	5 ul
<u>PCR mix</u>	<u>25 ul</u>
Total	50 ul
- 2) Put PCR plate on a thermal cycler, start PCR with the following condition:

Step	Temperature	Time	Cycles
Initial Denaturation	98°C	30 seconds	1
Denaturation	98°C	10 seconds	6-9 cycles
Annealing/extension	65°C	70 seconds	
Final Extension	65°C	2 minutes	1
Hold	4°C		

Step 5: Post-PCR purification

- 1) Resuspend **Magnetic Beads** and transfer 40 ul to the above reaction mixture, mix by pipetting and incubate for 3 min.
- 2) Load the plate on a magnet, incubate for 2 min, and discard the supernatant carefully.
- 3) Add 180 ul of 80% ethanol, incubate for 30 sec, and discard the supernatant carefully. Remove all residual ethanol without disturbing the beads.
- 4) Remove the plate from the magnet, resuspend the beads in 22 ul of water or Tris-HCl (10 mM).
- 5) Load the plate on the magnet, incubate for 1 min, and transfer 20 ul supernatant (containing library) to a new tube without disturbing the beads.

Quality Control

Kit components passed stringent functional quality test.

Product Use Limitation

This product is developed and sold for research purposes and *in vitro* use only. Please refer to BioDynami.com for Material Safety Data Sheet of the product.

Limited Label License




The product is developed and sold exclusively for research purposes and *in vitro* use only. The product or its any individual component has not been tested for use in diagnostics or drug development, and is not suitable for administration to human or animal.

The purchaser of this product is granted a limited, non-transferable right to use the purchased amount of the product only for internal, research purposes for the sole benefit of the purchaser. The buyer cannot sell or otherwise transfer (i) this product (ii) its components or (iii) materials made using this product or its components to a third party or otherwise use this product or its components or materials made using this product or its components for commercial purposes. This product is for internal research purposes only and is not for use in commercial purposes of any kind. "Commercial purposes" includes any activity for which a party receives consideration and may include, but is not limited to, (1) use of the product or its components or derivatives in manufacturing, (2) transfer or sale of vectors made with the product or components or derivatives of the product, (3) use of this product or components or derivatives of the product made therefrom to provide a service, information, or data to a third party in return for a fee or other consideration, or (4) resale of the product or its components or derivatives, whether or not such product or its components or derivatives are resold for use in research. If the purchaser is not willing to accept the limitations of this limited use statement, BioDynami is willing to accept return of the products with a full refund. For information on obtaining additional rights, please contact support@biodynami.com

About PCR master mix:

This product is licensed from Bio-Rad Laboratories, Inc. under U.S. Pat. Nos. 6,627,424, 7,541,170, 7,560,260, 7,670,808, 7,666,645, 7,919,296, 8,232,078, 8,367,376, 8,415,129, 8,445,249, 8,470,573, 8,476,045, 8,895,283, and 8,900,846 and corresponding patents in other countries for use only in: (a) standard (non-real time) PCR in the research field only, but not digital PCR; (b) real-time PCR for internal product research and development purposes only, and not for sales to end-users within the research field; (c) any in-vitro diagnostic application, including applications using real-time PCR, but not digital PCR; and (d) any non-PCR applications in DNA sequencing, isothermal amplification, and the production of synthetic DNA.

BioDynami

 601 Genome Way, Huntsville, Alabama 35806, USA
 <https://biodynami.com>
 support@biodynami.com



Apr. 2023