

## NGS DNA Fragmentation & Library Prep Kit (Ion Torrent platform with index)

Catalog No. 30053S: 48 reactions

Catalog No. 30053L: 96 reactions

### Description

The **NGS DNA Fragmentation & Library Prep Kit** (Ion torrent platform) was developed for construction of high quality libraries for next generation sequencing. The kit uses intact genomic DNA as input DNA without an additional DNA fragmentation step. Our technology provides a fast and simple workflow (Fig. 1). DNA libraries can be generated around 1 hour. Library multiplexing up to 12 samples is possible.

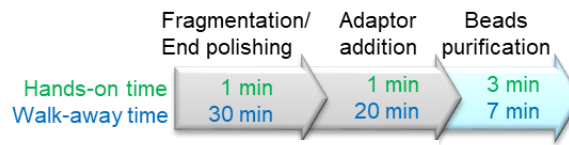


Fig. 1 Kit work flow

The incorporation of DNA fragmentation in the kit makes it possible to directly use intact genomic DNA as input DNA without the need of mechanical DNA shearing or enzymatic DNA fragmentation. The protocol is optimized to generate libraries from 200 bp to 500 bp in size (Fig. 2). The library size is inversely correlated with the incubation time of step 1 at 20°C.

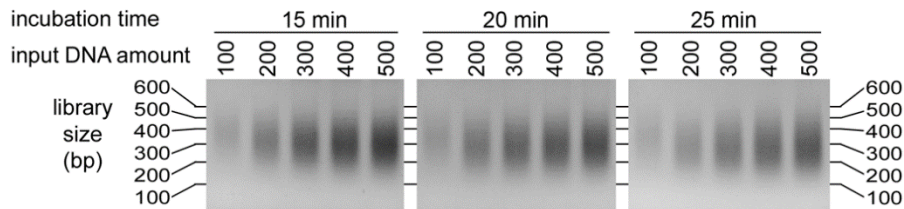


Fig. 2 library size range from 200-500 bp

### Features

- Fast: 1-hour library construction from intact genomic DNA to NGS library
  - Total time: 1 hr
  - Hands-on time: 5 min
- Intact genomic DNA as input, DNA fragmentation is not needed.
- Works with both EDTA-free DNA samples and DNA samples in TE buffer
- Simple work flow
  - Less steps
  - Only one beads purification step
- Guaranteed quality: higher library conversion efficiency

### Component

	Cat.# 30053S	Cat.# 30053L
• AT1 Enzyme	240 ul	480 ul
• AT2B Buffer	768 ul	1536 ul
• AT2 Enzyme	48 ul	96 ul
• EF Buffer	96 ul	192 ul
• Sodium Chloride (1.25 M)*	960 ul	1920 ul
• Index adaptor	12 ul X12	24 ul X12

### Storage Condition

- Store kit at -20°C, stable up to 12 months.

### Reagent & Equipment Needed (not provided in this kit)

- Magnetic particle concentrator
- PCR thermal cycler
- 96-well PCR plate
- 80% ethanol (prepare before use)
- Sodium Chloride Solution (1.25 M)\*
- Magnetic Beads (BioDynamy Cat.# 40051) or equivalent

\*Sometimes the tube of Sodium Chloride (1.25 M) may crack during dry ice shipping. Customers need to prepare Sodium Chloride (1.25 M) in this case.

### Index information

index	sequence
1	CTAAGGTAAC
2	TAAGGAGAAC
3	AAGAGGATTC
4	TACCAAGATC
5	CAGAAGGAAC
6	CTGCAAGTTC
7	TTCGTGATTC
8	TTCCGATAAC
9	TGAGCGGAAC
10	CTGACCGAAC
11	TCCTCGAATC
12	TAGGTGGTTC

## Protocol

**Attention:** The quality of genomic DNA may affect DNA fragmentation.

### Step 1: Fragmentation/End polishing

- 1) The following reaction **MUST** be assembled on ice. Add the following to a 96-well PCR plate:

**For EDTA-free DNA samples:**

Genomic DNA	13 ul (100~500 ng)
EF Buffer	2 ul
<u>AT1 Enzyme</u>	<u>5 ul</u>
Total	20 ul

**For DNA samples in TE buffer:**

Genomic DNA	15 ul (100~500 ng)
<u>AT1 Enzyme</u>	<u>5 ul</u>
Total	20 ul

- 2) Mix by pipetting ten times.
- 3) Incubate at 20°C for 20 min\*, 75°C for 10 min. Proceed immediately to step 2.  
\* Incubation time affects library size. Longer time will result in shorter library size (use Fig. 2 as a reference).

### Step 2: Adaptor addition

- 1) Add the following to the above reaction mixture. Slow pipetting of the viscous AT2 Buffer is needed for precise aliquot. The total volume is 40 ul.

AT2B Buffer	16 ul
Index adaptor	3 ul
<u>AT2 Enzyme</u>	<u>1 ul</u>
Total	40 ul

- 2) Mix by pipetting ten times.
- 3) Incubate at 20°C for 20 min.
- 4) Add **Sodium Chloride (1.25 M) 40 ul** to the reaction mixture. Proceed immediately to step 3.

### Step 3: Beads purification

- 1) Resuspend **Magnetic Beads** and transfer 40 ul to the above reaction mixture, mix by pipetting and incubate for 3 min.
- 2) Load the plate on a magnet, incubate for 2 min, and discard the supernatant carefully.
- 3) Add 180 ul of 80% ethanol, incubate for 30 sec, and discard the supernatant carefully. Remove all residual ethanol without disturbing the beads.
- 4) Remove the plate from the magnet, resuspend the beads in 22 ul of water or Tris-HCl (10 mM).
- 5) Load the plate on the magnet, incubate for 1 min, and transfer 20 ul supernatant (containing library) to a new tube without disturbing the beads.

### Attention: PCR prior to sequencing

Amplification of the DNA library created from this kit may be necessary dependent on the type of your library adaptor and sequencing platform. Prior to proceeding to PCR or other downstream steps, quantify your library to determine whether the library is enough for your application. Amplify your library according to the instruction from your platform provider.

### Attention: Structure of NGS library

NGS DNA library created from this kit is shown below: Sequences with the index adaptor begin with the sequence **T C A G-index-G A T C**, followed by the **insert sequence**.



### Quality Control

Kit components passed stringent functional quality test.

### Product Use Limitation




This product is developed and sold for research purposes and *in vitro* use only. Please refer to BioDynamy.com for Material Safety Data Sheet of the product.

### Limited Label License

The product is developed and sold exclusively for research purposes and *in vitro* use only. The product or its any individual component has not been tested for use in diagnostics or drug development, and is not suitable for administration to human or animal.

The purchaser of this product is granted a limited, non-transferable right to use the purchased amount of the product only for internal, research purposes for the sole benefit of the purchaser. The buyer cannot sell or otherwise transfer (i) this product (ii) its components or (iii) materials made using this product or its components to a third party or otherwise use this product or its components or materials made using this product or its components for commercial purposes. This product is for internal research purposes only and is not for use in commercial purposes of any kind. "Commercial purposes" includes any activity for which a party receives consideration and may include, but is not limited to, (1) use of the product or its components or derivatives in manufacturing, (2) transfer or sale of vectors made with the product or components or derivatives of the product, (3) use of this product or components or derivatives of the product made therefrom to provide a service, information, or data to a third party in return for a fee or other consideration, or (4) resale of the product or its components or derivatives, whether or not such product or its components or derivatives are resold for use in research. If the purchaser is not willing to accept the limitations of this limited use statement, BioDynamy is willing to accept return of the products with a full refund. For information on obtaining additional rights, please contact support@BioDynamy.com

### BioDynamy

-  601 Genome Way, Huntsville, Alabama 35806, USA
-  <https://BioDynamy.com>
-  support@BioDynamy.com



Oct. 2022