

Magnetic Beads (Short Oligo Purification)

Catalog No.	40058S	40058L
Runs*	24 runs	96 runs

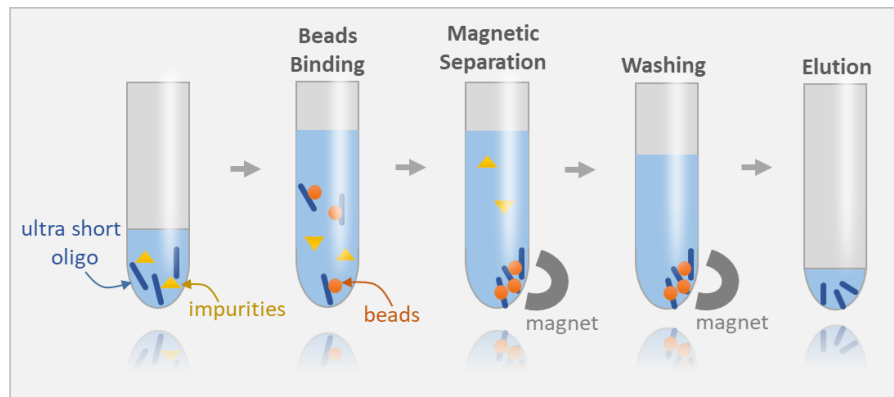
*Based on 40 µl of sample volume

Description

Solid Phase Reversible Immobilization (SPRI) beads are a simple and effective reagent for DNA purification. The beads are paramagnetic particles coated with carboxyl groups that can reversibly bind to nucleic acid. However, SPRI beads can only purify DNA/RNA fragments that are 100 base pairs or longer. DNA/RNA fragments shorter than 100 base pairs are not effectively recovered.

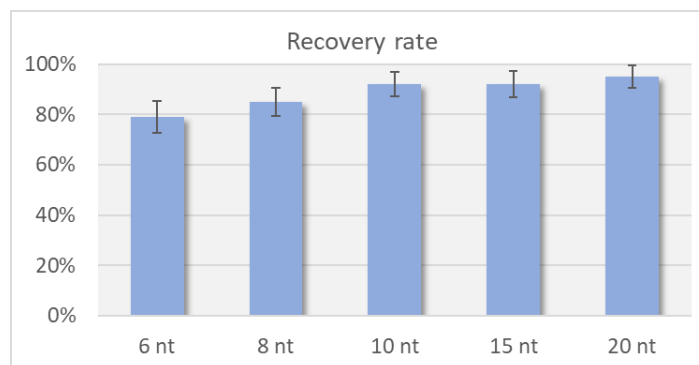
Oligo purification can also be performed using spin column-based technology. The oligo size limitation for recovery is around 20 nt, as oligos under 20 nt have a very low recovery rate.

We have developed **Magnetic Beads (Short Oligo Purification)** for short oligo purification. Our proprietary bead technology enables the recovery of oligos as short as 6 nt. 80% of the 6 nt oligos and 90% of the > 8 nt oligos can be recovered. The reagent also effectively removes impurities and unwanted components such as salts, proteins, dNTPs, detergents, and other contaminants. The magnetic bead reagents are RNase free, and can be used for both DNA and RNA applications.



Features

- Effective purification of short oligos
 - 6 nt oligos: 80% recovery rate
 - >8 nt oligos: >90% recovery rate
- Removal of impurities and unwanted reaction components



Component

Catalog No.	40058S	40058L
S3 Buffer	1920 μ l	7680 μ l
EM Buffer	2160 μ l	8640 μ l
S3 Beads	240 μ l	960 μ l

Storage Condition

- Store at 4°C, stable up to 6 months.

Reagent & Equipment Needed (not provided in this reagent)

- Magnetic particle concentrator
- 96-well plates
- 80% ethanol (prepare before use)

Protocol

Note: Invert or shake the beads to thoroughly resuspend the beads.

- 1) Transfer samples (up to 40 μ l) to a 96-well plate.
- 2) Add 2X volumes of the **S3 Buffer** to the wells containing samples. **Slow pipetting of the viscous buffer is needed for precise aliquot.** Mix by pipetting.
- 3) Add 2.25X volumes of **EM Buffer** to the supernatant and mix by pipetting.
- 4) Add 10 μ l of **S3 Beads** and mix by pipetting gently and thoroughly, incubate 10 min.
- 5) Load the sample plate on a magnet, incubate for 10 min, and discard the supernatant carefully.
- 6) Add 180 μ l of 80% ethanol without disturbing the beads. Incubate for 1 minute and discard the supernatant carefully. Remove all residual ethanol without disturbing the beads.
- 7) Air-dry the beads on the magnet for 3 min.
- 8) Remove the plate from the magnet and resuspend the beads in water, Tris-HCl (10 mM) or a low TE buffer. **Note:** Resuspending the beads in less than 20 μ l may reduce the yield.
- 9) Load the plate on the magnet, incubate for 1 min, and transfer supernatant (containing sample) to a new tube without disturbing the beads.

Buffer volume calculation table

Sample volume	S3 Buffer volume (2X of sample volume)	EM Buffer volume (2.25X of sample volume)
30 μ l	60 μ l	67.5 μ l
40 μ l	80 μ l	90 μ l

Quality Control

Magnetic beads components passed stringent functional quality test.

Product Use Limitation


This product is developed and sold for research purposes and *in vitro* use only. Please refer to BioDynami.com for Material Safety Data Sheet of the product.

Limited Label License

The product is developed and sold exclusively for research purposes and *in vitro* use only. The product or its any individual component has not been tested for use in diagnostics or drug development, and is not suitable for administration to human or animal.

The purchaser of this product is granted a limited, non-transferable right to use the purchased amount of the product only for internal, research purposes for the sole benefit of the purchaser. The buyer cannot sell or otherwise transfer (i) this product (ii) its components or (iii) materials made using this product or its components to a third party or otherwise use this product or its components or materials made using this product or its components for commercial purposes. This product is for internal research purposes only and is not for use in commercial purposes of any kind. "Commercial purposes" includes any activity for which a party receives consideration and may include, but is not limited to, (1) use of the product or its components or derivatives in manufacturing, (2) transfer or sale of vectors made with the product or components or derivatives of the product, (3) use of this product or components or derivatives of the product made therefrom to provide a service, information, or data to a third party in return for a fee or other consideration, or (4) resale of the product or its components or derivatives, whether or not such product or its components or derivatives are resold for use in research. If the purchaser is not willing to accept the limitations of this limited use statement, BioDynami is willing to accept return of the products with a full refund. For information on obtaining additional rights, please contact support@biodynami.com

BioDynami

 601 Genome Way, Huntsville, Alabama 35806, USA

 <https://biodynami.com>

 support@biodynami.com



Jun. 2023