

DNA Normalization Magnetic Beads (150-1200 ng Input)

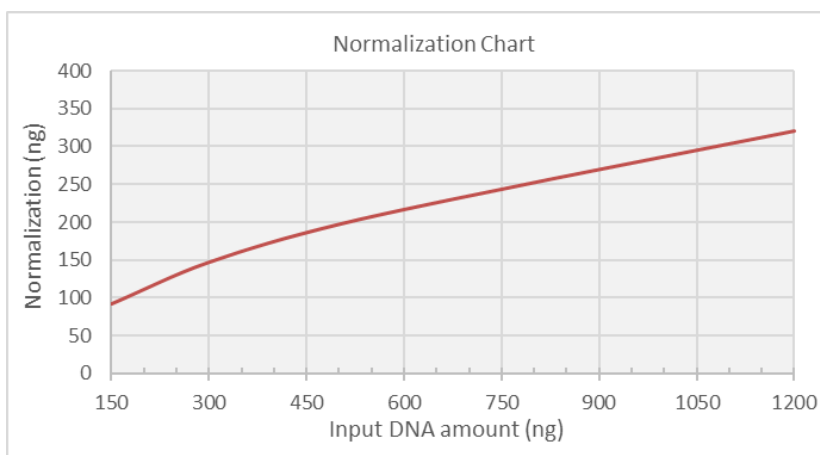
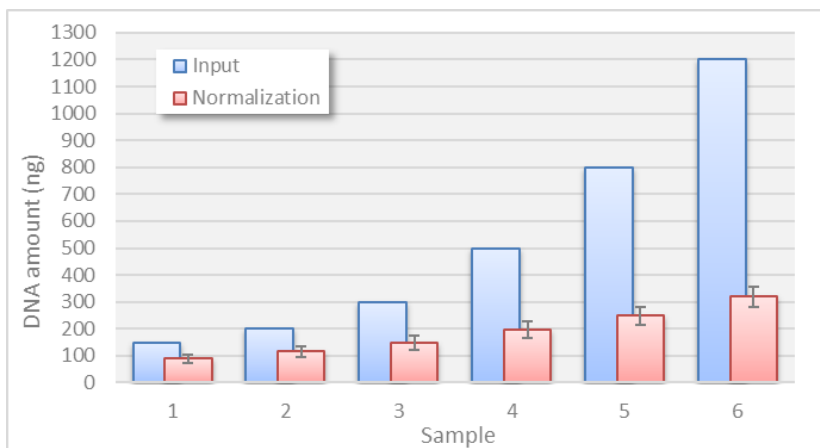
Catalog No.	40073S	40073L
Rxns*	48	96

*Based on 40 µl of sample volume

Description

The **DNA Normalization Magnetic Beads (150-1200 ng Input)** was developed for normalization of NGS libraries, PCR fragments, and sheared genomic DNA based on our magnetic bead technology. Magnetic beads has DNA-binding capacity. With the limitation of the DNA-binding capacity, normalized amount of DNA is recovered, and excess unbound DNA is separated.

The normalized DNA concentration can be obtained from DNA samples of various concentrations. Traditional fluorescent methods of DNA quantification require the setup of a standard curve from known DNA concentrations, compare with DNA samples from various sources, which would need extensive efforts and operating reagents. The protocol is simple, fast, centrifugation free, and filtration free. Additional DNA quantification and dilution is not necessary after DNA normalization with magnetic beads. Labor, time, and reagent are saved with the normalization beads.



Specification

Specification	
DNA input range	150-1200 ng
DNA input type	NGS library, PCR fragment, sheared genomic DNA
Normalized range	90-320 ng
Elution volume	> 10 µl
Technology	Magnetic beads

Features

- Consistent normalization of various sources
 - NGS libraries
 - PCR fragments
 - Sheared genomic DNA
- Excellent dynamic input range: 8 folds from 150 ng to 1200 ng
- Magnetic beads technology
 - No centrifugation
 - No column
 - No filtration
- Elution: as low as 10 µl without yield loss
- Removal of unwanted components and impurities

Component

Catalog No.	40073S	40073L
PG8 Buffer	1.4 mL	2.8 mL
MK1 Buffer	0.2 mL	0.4 mL
B3M Buffer	0.2 mL	0.4 mL
DW15 Beads	0.2 mL	0.4 mL
Elution Buffer	1 mL	2 mL

Storage Condition

- Store at 4°C, stable up to 6 months.

Reagent & Equipment Needed (not provided in this reagent)

- Magnetic particle concentrator
- 96-well plates
- 80% ethanol (prepare before use)
- Thermal cycler

Protocol

Note:

- Store DNA samples at 4°C before use.
 - DNA samples without buffer are preferred. PCR buffer may be fine depending on the specific buffer composition.
- 1) Prepare **Normalization Beads** (40 µl per sample) by adding the following to a tube/bottle, and mix by vortexing the Normalization Beads thoroughly. **Attention:** vortex or shake the **DW15 Beads** tube to resuspend the beads thoroughly just before use.

PG8 Buffer	28 µl
MK1 Buffer	4 µl
B3M Buffer	4 µl
<u>DW15 Beads</u>	<u>4 µl</u>
Total	40 µl

- 2) Transfer 40 µl of the Normalization Beads to the wells of a 96-well plate, incubate the plate on ice for 3 min. Slow pipetting of the viscous Normalization Beads is needed for precise aliquot.
- 3) Add 40 µl of DNA samples, mix by pipetting gently and thoroughly with a multichannel pipettor. Remove the plate from the ice, load the plate on a thermal cycler, and incubate at 22°C for 10 min.
- 4) Load the sample on a magnet, incubate for 5 min, and **slowly** remove the supernatant without disturbing the pellet.
- 5) **Slowly** add 200 µl of **80% ethanol** without disturbing the beads. Incubate for 2 min and remove the supernatant **slowly and carefully** with a multichannel pipettor. Remove residual ethanol **carefully** with fine tips.
- 6) Remove the plate from the magnet and resuspend the beads in at least 10 µl of **Elution Buffer** (10 mM Tris-HCl). Make sure all beads are suspended in the Elution Buffer. DNA can also be eluted in water (pH>6.0), low TE buffer, or TE Buffer. Resuspension of the beads in less than 10 µl may reduce the yield and generate more yield variation.
- 7) Load the plate on the magnet, incubate for 1 min, and transfer the supernatant (containing normalized DNA samples) to a new plate or tubes without disturbing the beads.

Quality Control

Kit components passed stringent functional quality test.

Product Use Limitation




This product is developed and sold for research purposes and *in vitro* use only. Please refer to biodynami.com for Material Safety Data Sheet of the product.

Limited Label License

The product is developed and sold exclusively for research purposes and *in vitro* use only. The product or its any individual component has not been tested for use in diagnostics or drug development, and is not suitable for administration to human or animal.

The purchaser of this product is granted a limited, non-transferable right to use the purchased amount of the product only for internal, research purposes for the sole benefit of the purchaser. The buyer cannot sell or otherwise transfer (i) this product (ii) its components or (iii) materials made using this product or its components to a third party or otherwise use this product or its components or materials made using this product or its components for commercial purposes. This product is for internal research purposes only and is not for use in commercial purposes of any kind. "Commercial purposes" includes any activity for which a party receives consideration and may include, but is not limited to, (1) use of the product or its components or derivatives in manufacturing, (2) transfer or sale of vectors made with the product or components or derivatives of the product, (3) use of this product or components or derivatives of the product made therefrom to provide a service, information, or data to a third party in return for a fee or other consideration, or (4) resale of the product or its components or derivatives, whether or not such product or its components or derivatives are resold for use in research. If the purchaser is not willing to accept the limitations of this limited use statement, BioDynami is willing to accept return of the products with a full refund. For information on obtaining additional rights, please contact support@biodynami.com

BioDynami

 601 Genome Way, Huntsville, Alabama 35806, USA
 <https://biodynami.com>
 support@biodynami.com



Version 1.0 (Nov. 2025)